

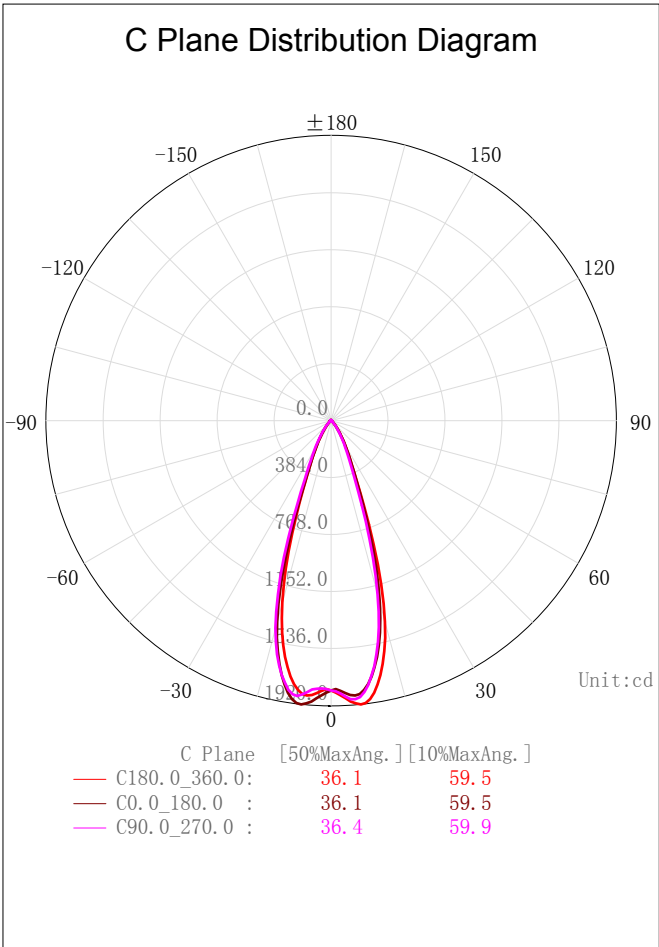
Indoor Luminaire Photometric Data

Description Information

Luminary Name:WL02-09-XX-04 4000K RA90 36D		Lum. Catalog:	Test ID: 01
Lamp Name:		Lamp Catalog: LED	Test Date: 2021/11/17
Manufacture: Shenzhen Norming Lighting Co., Ltd		Shld.Ang(°):	Test Machine:GON-2000
Test Lab: Quality Department		Frequency (Hz):	Lamp CCT (K): Ra:
Lum. Size (W*L*H):0.038m*-0.038m*0.000m		Lum. Area (m2):0.001	Lum. W (kg): 0.000
Test System: C, γ	Test Step: C=90.0 γ=1.0	Temp. (°C): 25	Humidity(%): 50.0

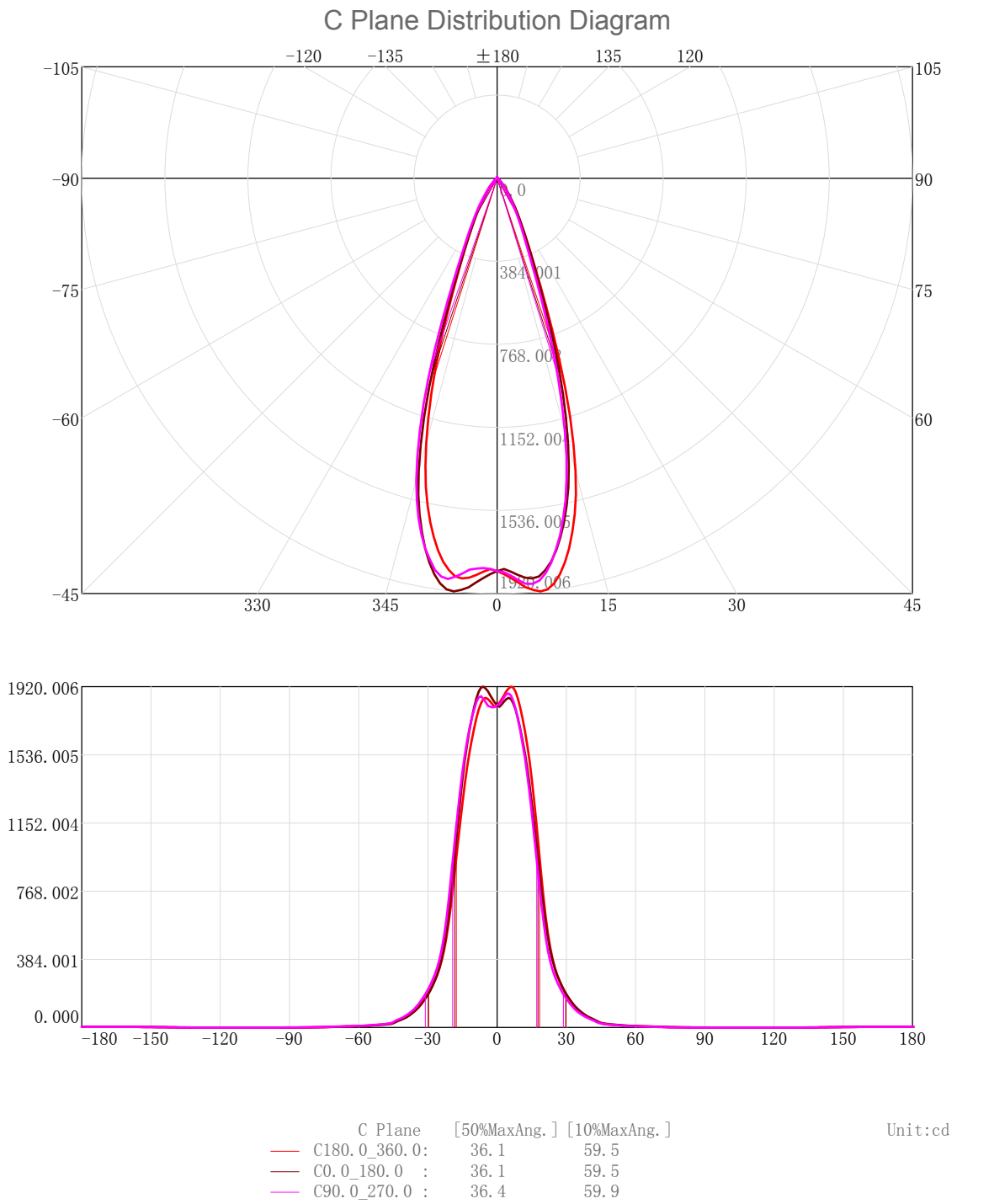
Character Parameter

Lamp Speciality Parameter		Luminaire Speciality Parameter	
Rated Flux(lm): 807.260	Luminary Flux(lm): 807.264	Field Angle(10%Imax): 59.5(°)	
Rated Power(W):	Luminary Efficiency: 100.00%	Down Lumens&Percent: 802.310lm 99.39%	
Rated Voltage(V):	Luminary EER(lm/W): 91.402	Up Lumens&Percent: 4.954lm 0.61%	
Tested Power(W): 8.832	Max. Candela(cd): 1920.006	S/MH: C0_a180=0.626 C90_270=0.627	
Lamps' Inside: 1	Max Cand@Ang. (°): C=180.0 γ=6.0	CIE Type: Semi-Direct	
Tested Electrics (V, A, pf):241.0, 0.040, 0.900	Beam Angle(50%Imax): 36.1(°)	ErP ϕ use(90°): 765.588lm	
Lamp Size (W*L*H):0.038m*-0.038m*0.000m	Left=-17.7°, Right=18.4°	IRF(%): 501.301	



2D Plane Light Intensity Distribution Curve

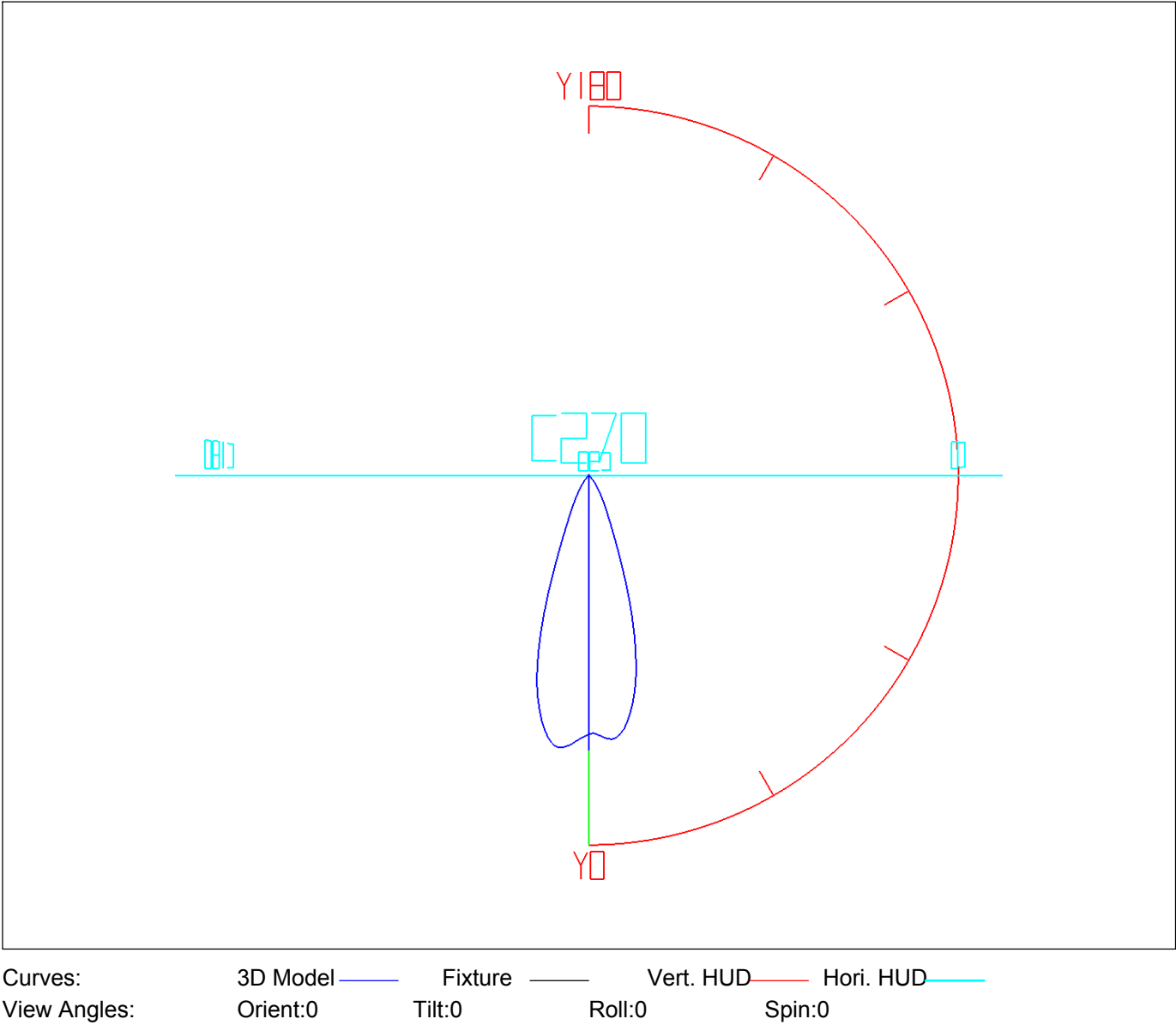
Lum. Name: WL02-09-XX-04 4000K RA90 36D	Lum. Catalog:	Test ID: 01
Lamp Name:	Lamp Catalog: LED	Test Lab: Quality Department
Manufacture: Shenzhen Norming Lighting Co., Ltd	Test Machine:GON-2000	Test Date: 2021/11/17



3D Light Intensity Distribution Modal

Lum. Name: WL02-09-XX-04 4000K RA90 36D	Lum. Catelog:	Test ID: 01
Lamp Name:	Lamp Catelog: LED	Test Lab: Quality Deparment
Manufacture: Shenzhen Norming Lighting Co., Ltd	Test Machine:GON-2000	Test Date: 2021/11/17

3D Light Intensity Distribution Modal



IES Indoor Report

Photometric Filename:WL02-09-XX-04 4000K RA90 36D.IES

Zonal Flux Tabulation

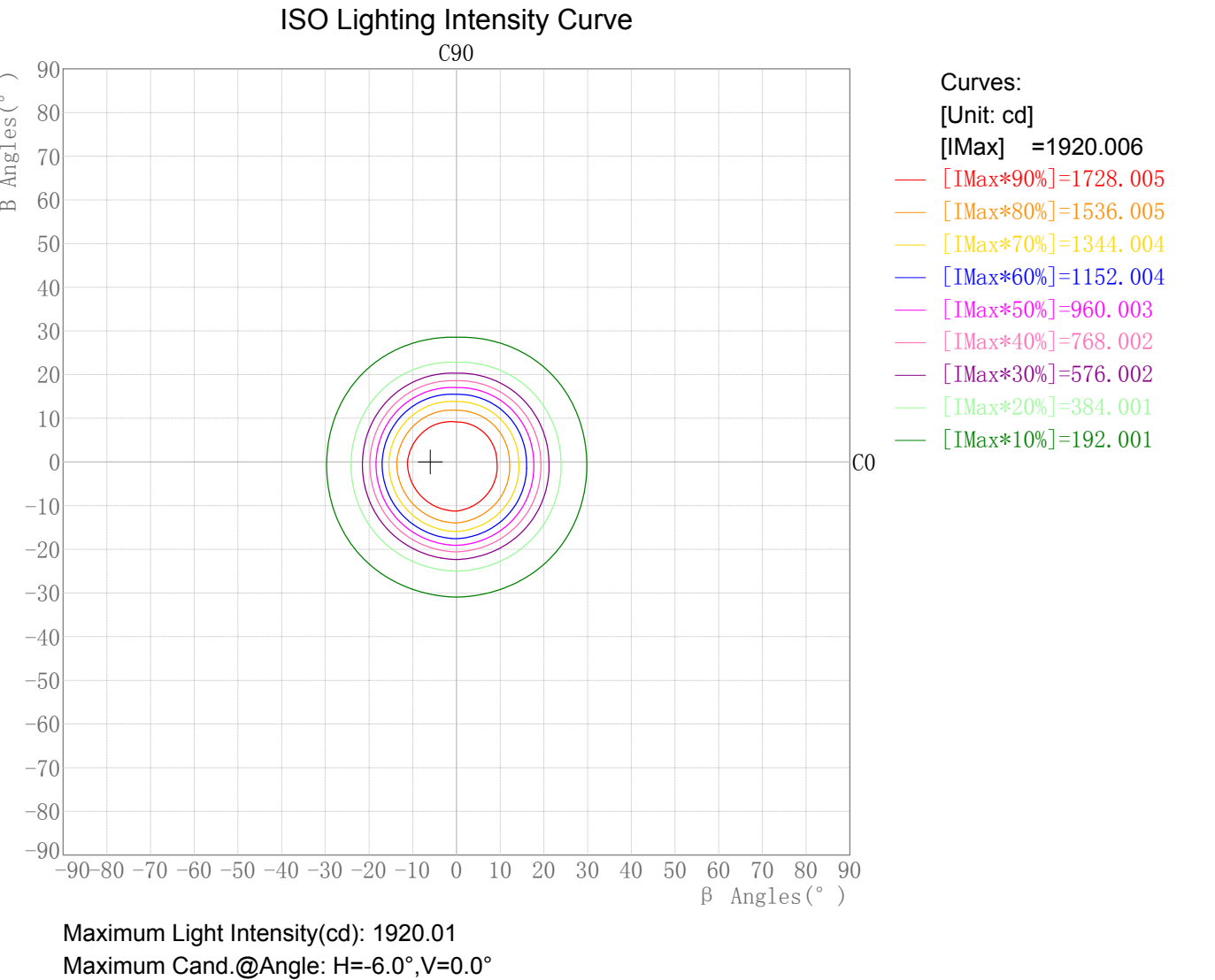
Zone(γ)	Zone Flux (lm)	Sums Flux (lm)	Zone%Lamp	Sums%Lamp	Zone(γ)	Zone Flux (lm)	Sums Flux (lm)	Zone%Lamp	Sums%Lamp
0.0-1.0	1.74	1.74	0.22	0.22	47.0-48.0	1.60	778.92	0.20	96.49
1.0-2.0	5.23	6.97	0.65	0.86	48.0-49.0	1.50	780.42	0.19	96.68
2.0-3.0	8.78	15.75	1.09	1.95	49.0-50.0	1.43	781.85	0.18	96.85
3.0-4.0	12.39	28.14	1.54	3.49	50.0-51.0	1.36	783.21	0.17	97.02
4.0-5.0	16.05	44.18	1.99	5.47	51.0-52.0	1.29	784.50	0.16	97.18
5.0-6.0	19.67	63.86	2.44	7.91	52.0-53.0	1.23	785.73	0.15	97.33
6.0-7.0	23.18	87.04	2.87	10.78	53.0-54.0	1.15	786.88	0.14	97.48
7.0-8.0	26.45	113.48	3.28	14.06	54.0-55.0	1.07	787.95	0.13	97.61
8.0-9.0	29.38	142.87	3.64	17.70	55.0-56.0	1.00	788.95	0.12	97.73
9.0-10.0	31.94	174.81	3.96	21.65	56.0-57.0	0.94	789.89	0.12	97.85
10.0-11.0	34.12	208.93	4.23	25.88	57.0-58.0	0.90	790.79	0.11	97.96
11.0-12.0	35.88	244.82	4.45	30.33	58.0-59.0	0.86	791.66	0.11	98.07
12.0-13.0	37.15	281.97	4.60	34.93	59.0-60.0	0.82	792.48	0.10	98.17
13.0-14.0	37.87	319.84	4.69	39.62	60.0-61.0	0.78	793.26	0.10	98.27
14.0-15.0	37.95	357.79	4.70	44.32	61.0-62.0	0.74	794.00	0.09	98.36
15.0-16.0	37.30	395.09	4.62	48.94	62.0-63.0	0.70	794.70	0.09	98.44
16.0-17.0	35.97	431.06	4.46	53.40	63.0-64.0	0.68	795.38	0.08	98.53
17.0-18.0	34.04	465.09	4.22	57.61	64.0-65.0	0.65	796.03	0.08	98.61
18.0-19.0	31.54	496.64	3.91	61.52	65.0-66.0	0.62	796.64	0.08	98.68
19.0-20.0	28.61	525.25	3.54	65.07	66.0-67.0	0.59	797.23	0.07	98.76
20.0-21.0	25.55	550.79	3.16	68.23	67.0-68.0	0.55	797.78	0.07	98.83
21.0-22.0	22.69	573.48	2.81	71.04	68.0-69.0	0.51	798.29	0.06	98.89
22.0-23.0	20.19	593.67	2.50	73.54	69.0-70.0	0.46	798.75	0.06	98.95
23.0-24.0	18.11	611.78	2.24	75.78	70.0-71.0	0.41	799.17	0.05	99.00
24.0-25.0	16.38	628.16	2.03	77.81	71.0-72.0	0.37	799.54	0.05	99.04
25.0-26.0	14.93	643.09	1.85	79.66	72.0-73.0	0.33	799.88	0.04	99.09
26.0-27.0	13.70	656.79	1.70	81.36	73.0-74.0	0.30	800.18	0.04	99.12
27.0-28.0	12.61	669.41	1.56	82.92	74.0-75.0	0.27	800.45	0.03	99.16
28.0-29.0	11.62	681.02	1.44	84.36	75.0-76.0	0.24	800.69	0.03	99.19
29.0-30.0	10.71	691.73	1.33	85.69	76.0-77.0	0.22	800.91	0.03	99.21
30.0-31.0	9.86	701.59	1.22	86.91	77.0-78.0	0.20	801.11	0.02	99.24
31.0-32.0	9.05	710.63	1.12	88.03	78.0-79.0	0.18	801.29	0.02	99.26
32.0-33.0	8.26	718.89	1.02	89.05	79.0-80.0	0.16	801.45	0.02	99.28
33.0-34.0	7.50	726.39	0.93	89.98	80.0-81.0	0.14	801.60	0.02	99.30
34.0-35.0	6.79	733.18	0.84	90.82	81.0-82.0	0.13	801.72	0.02	99.31
35.0-36.0	6.15	739.33	0.76	91.58	82.0-83.0	0.11	801.84	0.01	99.33
36.0-37.0	5.57	744.90	0.69	92.28	83.0-84.0	0.10	801.94	0.01	99.34
37.0-38.0	5.05	749.95	0.63	92.90	84.0-85.0	0.09	802.03	0.01	99.35
38.0-39.0	4.58	754.53	0.57	93.47	85.0-86.0	0.08	802.10	0.01	99.36
39.0-40.0	4.14	758.67	0.51	93.98	86.0-87.0	0.07	802.17	0.01	99.37
40.0-41.0	3.76	762.43	0.47	94.45	87.0-88.0	0.06	802.23	0.01	99.38
41.0-42.0	3.40	765.83	0.42	94.87	88.0-89.0	0.05	802.27	0.01	99.38
42.0-43.0	3.02	768.86	0.37	95.24	89.0-90.0	0.04	802.31	0.00	99.39
43.0-44.0	2.62	771.47	0.32	95.57	90.0-91.0	0.03	802.34	0.00	99.39
44.0-45.0	2.22	773.69	0.28	95.84	91.0-92.0	0.03	802.37	0.00	99.39
45.0-46.0	1.91	775.60	0.24	96.08	92.0-93.0	0.02	802.39	0.00	99.40
46.0-47.0	1.72	777.32	0.21	96.29	93.0-94.0	0.02	802.41	0.00	99.40

Zonal Flux Tabulation - (Cont.)

Zone(γ)	Zone Flux (lm)	Sums Flux (lm)	Zone%Lamp	Sums%Lamp	Zone(γ)	Zone Flux (lm)	Sums Flux (lm)	Zone%Lamp	Sums%Lamp
94.0-95.0	0.01	802.42	0.00	99.40	141.0-142.0	0.11	803.10	0.01	99.49
95.0-96.0	0.01	802.43	0.00	99.40	142.0-143.0	0.11	803.22	0.01	99.50
96.0-97.0	0.01	802.44	0.00	99.40	143.0-144.0	0.12	803.34	0.02	99.51
97.0-98.0	0.00	802.44	0.00	99.40	144.0-145.0	0.13	803.47	0.02	99.53
98.0-99.0	0.00	802.44	0.00	99.40	145.0-146.0	0.14	803.60	0.02	99.55
99.0-100.0	0.00	802.45	0.00	99.40	146.0-147.0	0.14	803.74	0.02	99.56
100.0-101.0	0.00	802.45	0.00	99.40	147.0-148.0	0.15	803.89	0.02	99.58
101.0-102.0	0.00	802.45	0.00	99.40	148.0-149.0	0.15	804.04	0.02	99.60
102.0-103.0	0.00	802.45	0.00	99.40	149.0-150.0	0.15	804.19	0.02	99.62
103.0-104.0	0.00	802.45	0.00	99.40	150.0-151.0	0.16	804.35	0.02	99.64
104.0-105.0	0.00	802.45	0.00	99.40	151.0-152.0	0.16	804.51	0.02	99.66
105.0-106.0	0.00	802.45	0.00	99.40	152.0-153.0	0.16	804.67	0.02	99.68
106.0-107.0	0.00	802.45	0.00	99.40	153.0-154.0	0.16	804.83	0.02	99.70
107.0-108.0	0.00	802.45	0.00	99.40	154.0-155.0	0.16	804.99	0.02	99.72
108.0-109.0	0.00	802.45	0.00	99.40	155.0-156.0	0.16	805.15	0.02	99.74
109.0-110.0	0.00	802.45	0.00	99.40	156.0-157.0	0.16	805.31	0.02	99.76
110.0-111.0	0.00	802.45	0.00	99.40	157.0-158.0	0.15	805.46	0.02	99.78
111.0-112.0	0.00	802.45	0.00	99.40	158.0-159.0	0.15	805.61	0.02	99.80
112.0-113.0	0.00	802.45	0.00	99.40	159.0-160.0	0.15	805.76	0.02	99.81
113.0-114.0	0.00	802.45	0.00	99.40	160.0-161.0	0.14	805.90	0.02	99.83
114.0-115.0	0.00	802.45	0.00	99.40	161.0-162.0	0.14	806.04	0.02	99.85
115.0-116.0	0.00	802.45	0.00	99.40	162.0-163.0	0.13	806.17	0.02	99.86
116.0-117.0	0.00	802.45	0.00	99.40	163.0-164.0	0.12	806.29	0.02	99.88
117.0-118.0	0.00	802.45	0.00	99.40	164.0-165.0	0.12	806.41	0.01	99.89
118.0-119.0	0.00	802.45	0.00	99.40	165.0-166.0	0.11	806.52	0.01	99.91
119.0-120.0	0.00	802.45	0.00	99.40	166.0-167.0	0.10	806.62	0.01	99.92
120.0-121.0	0.00	802.45	0.00	99.40	167.0-168.0	0.09	806.71	0.01	99.93
121.0-122.0	0.00	802.45	0.00	99.40	168.0-169.0	0.09	806.80	0.01	99.94
122.0-123.0	0.00	802.45	0.00	99.40	169.0-170.0	0.08	806.88	0.01	99.95
123.0-124.0	0.00	802.45	0.00	99.40	170.0-171.0	0.07	806.95	0.01	99.96
124.0-125.0	0.00	802.45	0.00	99.40	171.0-172.0	0.06	807.02	0.01	99.97
125.0-126.0	0.00	802.45	0.00	99.40	172.0-173.0	0.06	807.07	0.01	99.98
126.0-127.0	0.00	802.45	0.00	99.40	173.0-174.0	0.05	807.12	0.01	99.98
127.0-128.0	0.00	802.45	0.00	99.40	174.0-175.0	0.04	807.17	0.01	99.99
128.0-129.0	0.00	802.45	0.00	99.40	175.0-176.0	0.04	807.20	0.00	99.99
129.0-130.0	0.00	802.45	0.00	99.40	176.0-177.0	0.03	807.23	0.00	100.00
130.0-131.0	0.01	802.45	0.00	99.40	177.0-178.0	0.02	807.25	0.00	100.00
131.0-132.0	0.01	802.46	0.00	99.41	178.0-179.0	0.01	807.26	0.00	100.00
132.0-133.0	0.02	802.48	0.00	99.41	179.0-180.0	0.00	807.26	0.00	100.00
133.0-134.0	0.03	802.51	0.00	99.41					
134.0-135.0	0.04	802.55	0.00	99.42					
135.0-136.0	0.05	802.60	0.01	99.42					
136.0-137.0	0.06	802.66	0.01	99.43					
137.0-138.0	0.07	802.73	0.01	99.44					
138.0-139.0	0.08	802.81	0.01	99.45					
139.0-140.0	0.09	802.90	0.01	99.46					
140.0-141.0	0.10	803.00	0.01	99.47					

Rectangle ISO Lighting Intensity Diagram

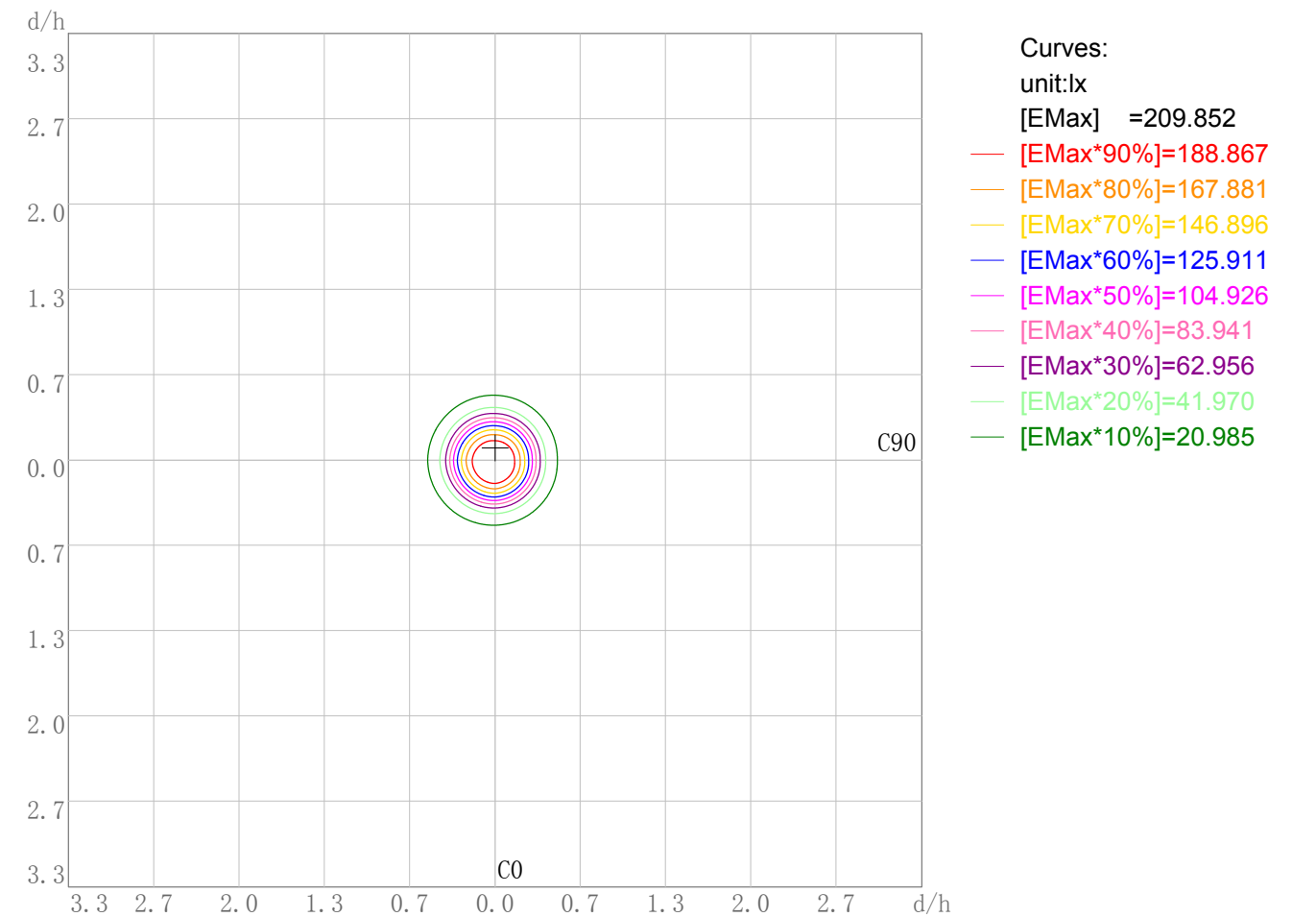
Lum. Name: WL02-09-XX-04 4000K RA90 36D	Lum. Catalog:	Test ID: 01
Lamp Name:	Lamp Catalog: LED	Test Lab: Quality Department
Manufacture: Shenzhen Norming Lighting Co., Ltd	Test Machine:GON-2000	Test Date: 2021/11/17



Plane ISO-Illuminance Diagram

Lum. Name: WL02-09-XX-04 4000K RA90 36D	Lum. Catalog:	Test ID: 01
Lamp Name:	Lamp Catalog: LED	Test Lab: Quality Department
Manufacture: Shenzhen Norming Lighting Co., Ltd	Test Machine:GON-2000	Test Date: 2021/11/17

Plane ISO-Illuminance Curve



Working Plane Luminaire Mounting Height(m): 3.00  
Working Plane Maximum Illuminance(lx): 209.85  
Working Plane Maximum Illuminance Position(d/h):H0.0 V-0.1

---

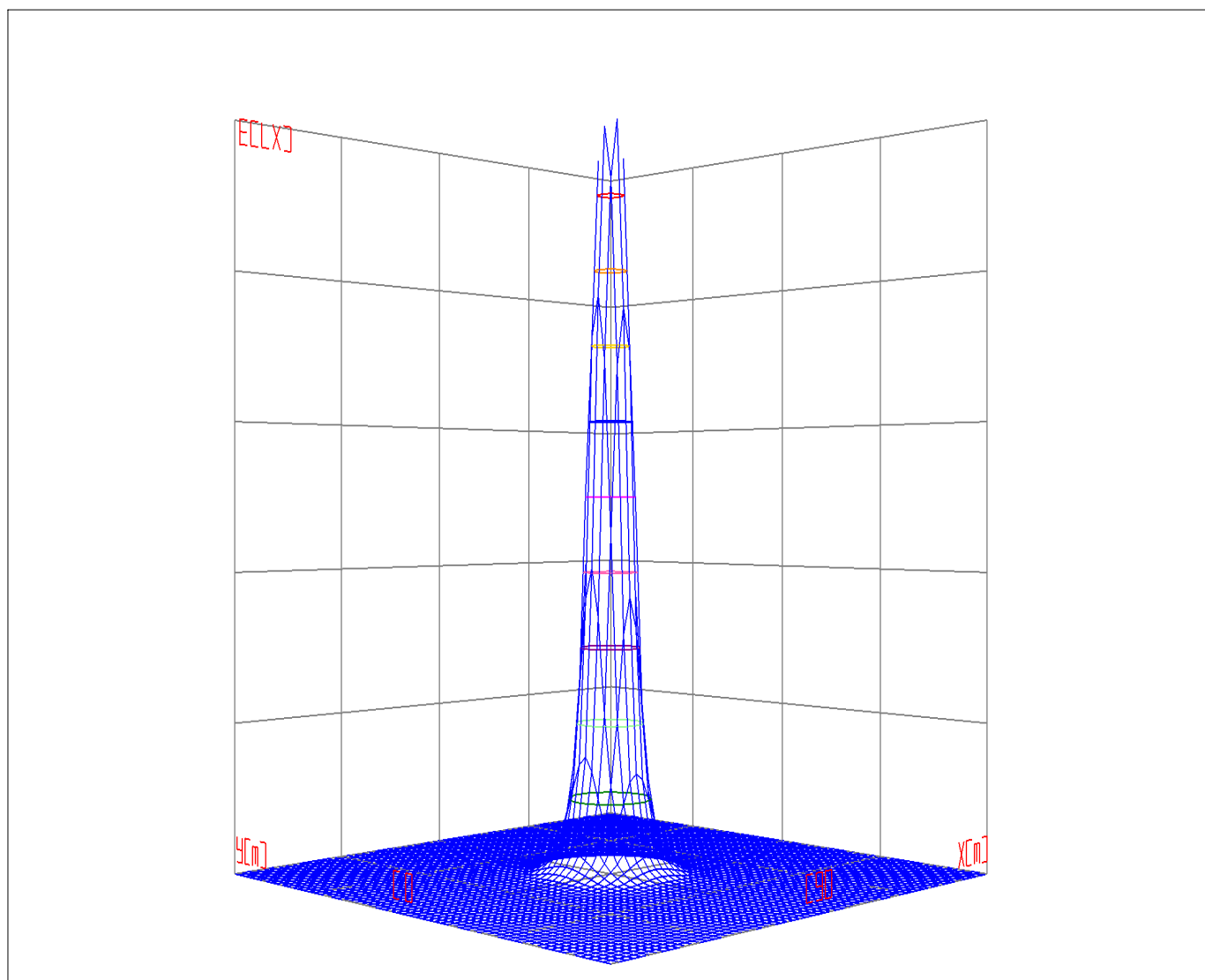
# IES Indoor Report

Photometric Filename:WL02-09-XX-04 4000K RA90 36D.IES

## 3D Plane ISO Illuminance Diagram

Lum. Name: WL02-09-XX-04 4000K RA90 36D	Lum. Catalog:	Test ID: 01
Lamp Name:	Lamp Catalog: LED	Test Lab: Quality Department
Manufacture: Shenzhen Norming Lighting Co., Ltd	Test Machine:GON-2000	Test Date: 2021/11/17

## 3D Plane Illuminance Modal



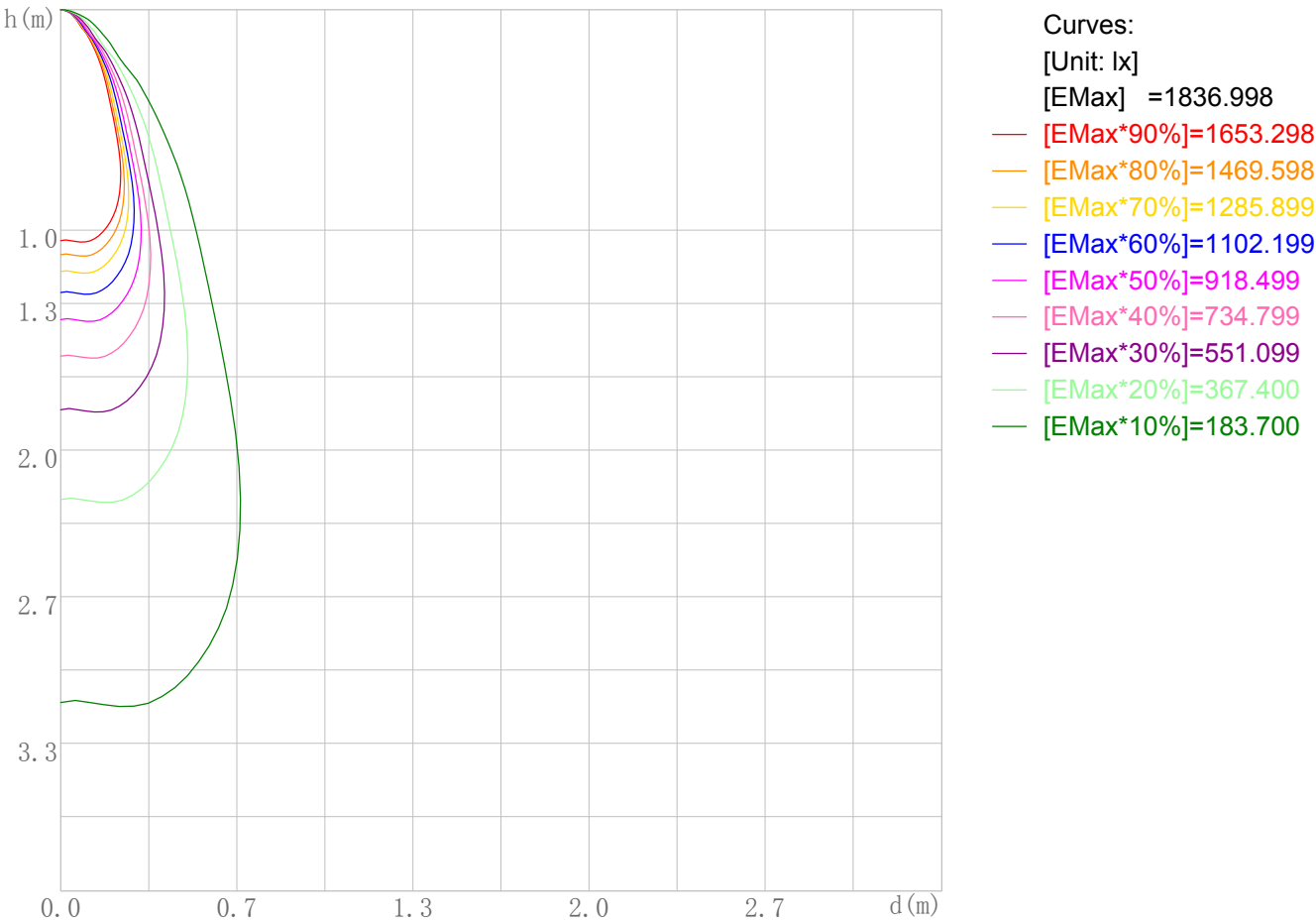
Curves: 3D Model — 90% — 80% — 70% — 60% — 50% — 40% — 30% — 20% — 10% —  
View Angles(deg): 0 Height(m): 3.0 Distance(m): 10.0



Space ISO Illuminance Diagram

Lum. Name: WL02-09-XX-04 4000K RA90 36D	Lum. Catalog:	Test ID: 01
Lamp Name:	Lamp Catalog: LED	Test Lab: Quality Department
Manufacture: Shenzhen Norming Lighting Co., Ltd	Test Machine:GON-2000	Test Date: 2021/11/17

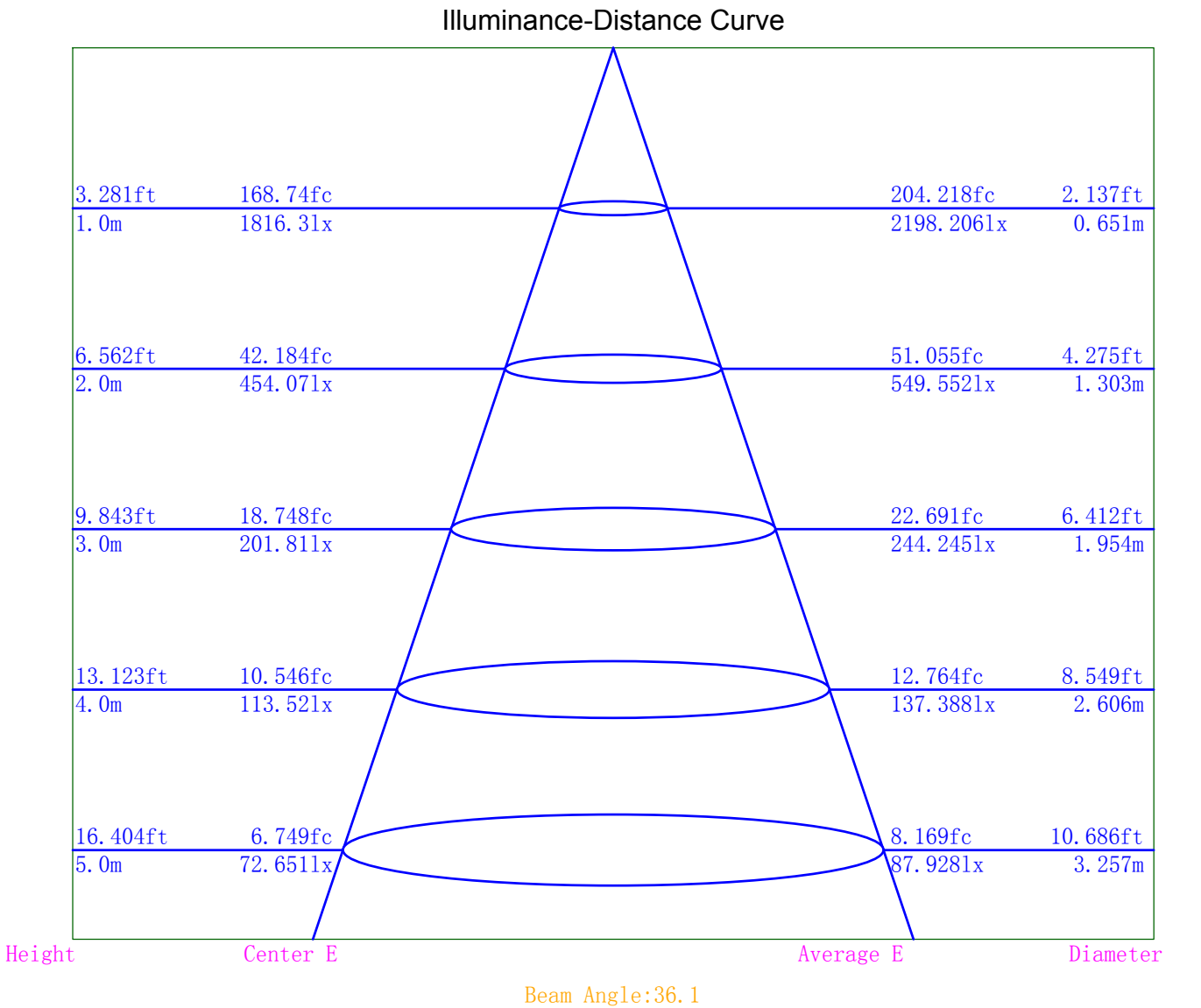
Space ISO Illuminance Curve



Space Plane Maximum Illuminance and @Angle:1837.00lx,4.0deg  
Plane Maximum Lighting Intensity and @Angle:1856.745cd,0deg

Illuminance-Distance Diagram

Lum. Name:   WL02-09-XX-04 4000K RA90 36D	Lum. Catelog:	Test ID:   01
Lamp Name:	Lamp Catelog: LED	Test Lab:   Quality Deparment
Manufacture: Shenzhen Norming Lighting Co., Ltd	Test Machine:GON-2000	Test Date: 2021/11/17



Indoor Luminance Limiting Curves

Lum. Name: WL02-09-XX-04 4000K RA90 36D	Lum. Catalog:	Test ID: 01
Lamp Name:	Lamp Catalog: LED	Test Lab: Quality Department
Manufacture: Shenzhen Norming Lighting Co., Ltd	Test Machine:GON-2000	Test Date: 2021/11/17

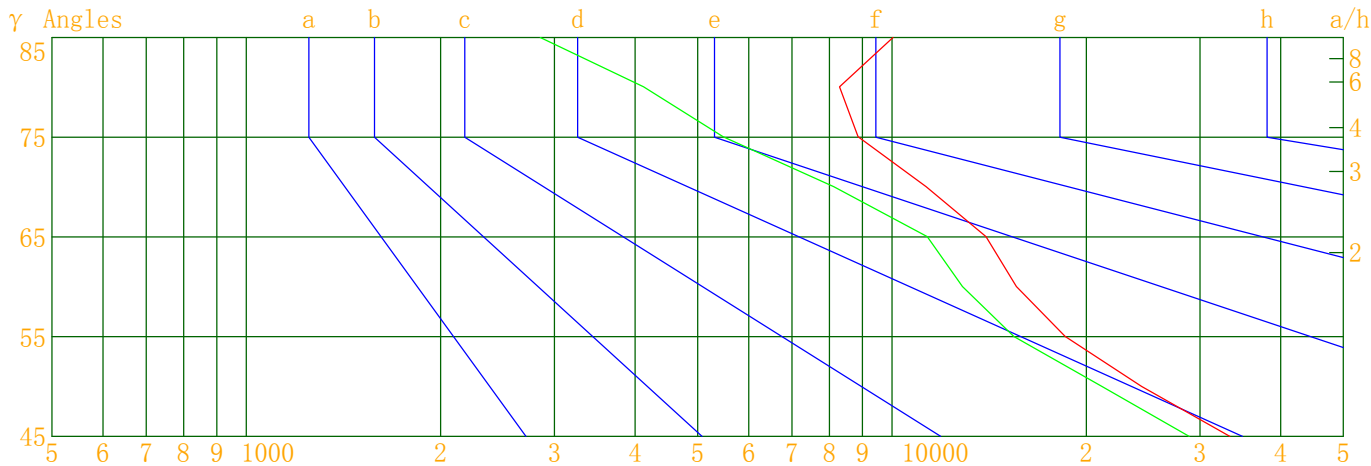
Glare Grade Table

GI	Quality	Using Illuminance							
1.15	A	2000	1000	500	<=300				
1.5	B		2000	1000	500	<=300			
1.85	C			2000	1000	500	<=300		
2.2	D				2000	1000	500	<=300	
2.55	E	a				2000	1000	500	<=300
			b	c	d	e	f	g	h

Luminance Table

Gama(deg)	45	50	55	60	65	70	75	80	85
C0	33362	24353	18549	15582	13985	11297	8861	8292	10036
C90	28851	21141	15445	12854	11342	8126	5478	4123	2853

Luminance Limiting Curve



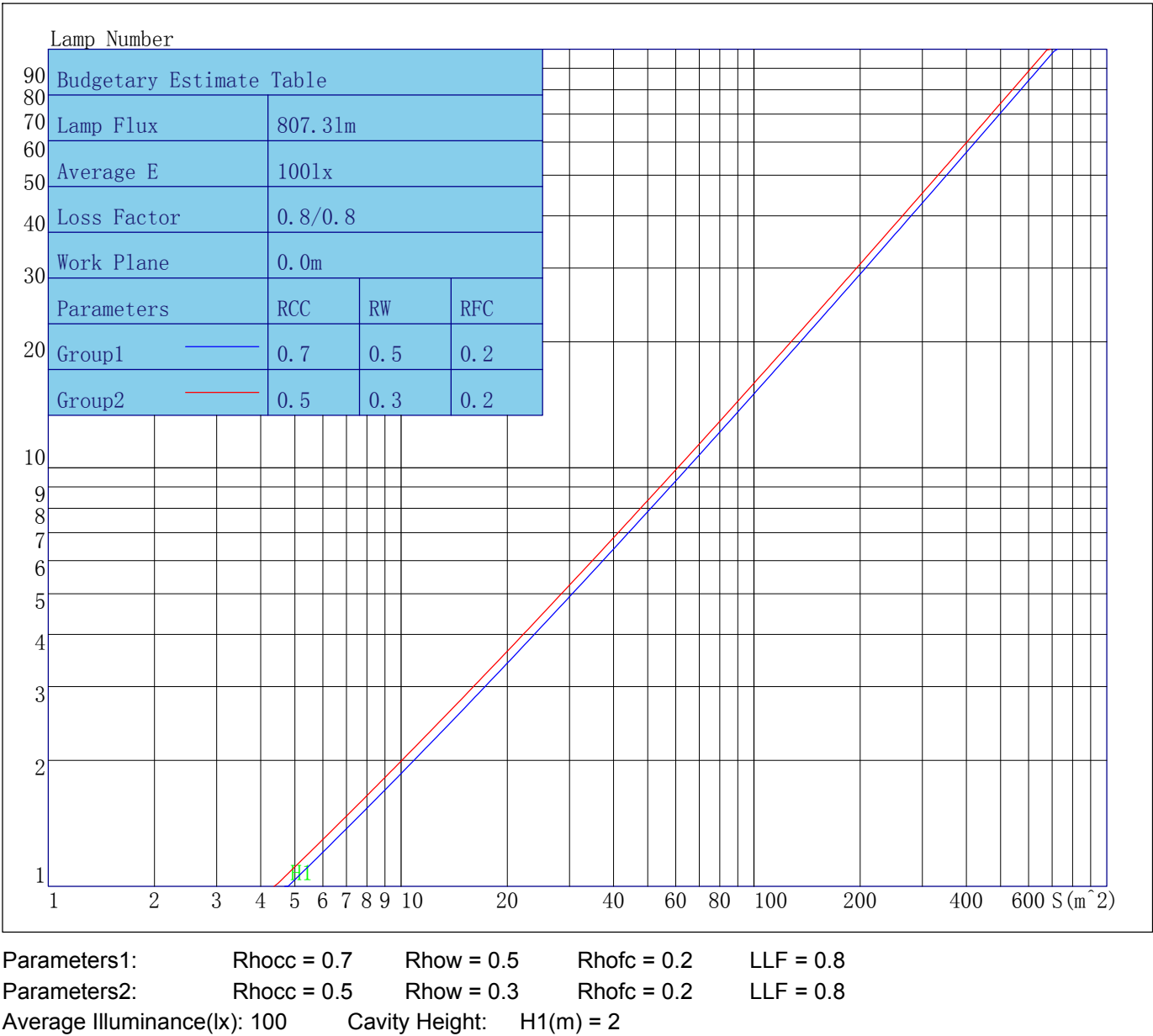
Luminous Size: Length(m)=-0.038 Width(m)=-0.038 Height(m)=0.000 Area(m^2)=0.001134

Luminous Type: Without Luminous Side

Luminous Curves: C0-C180 Color: C90-C270 Color:

Indoor Budgetary Estimate Table

Lum. Name: WL02-09-XX-04 4000K RA90 36D	Lum. Catalog:	Test ID: 01
Lamp Name:	Lamp Catalog: LED	Test Lab: Quality Department
Manufacture: Shenzhen Norming Lighting Co., Ltd	Test Machine:GON-2000	Test Date: 2021/11/17



Indoor Coefficient of Utilization Table

Lum. Name: WL02-09-XX-04 4000K RA90 36D	Lum. Catelog:	Test ID: 01
Lamp Name:	Lamp Catelog: LED	Test Lab: Quality Deparment
Manufacture: Shenzhen Norming Lighting Co., Ltd	Test Machine:GON-2000	Test Date: 2021/11/17

Coefficients of Utilization - Zonal Cavity Method																		
Coef.	Effective Floor Cavity Reflectance RFC=0.20																	
RhoCC (%)	80				70				50			30			10			0
RhoW (%)	70	50	30	10	70	50	30	10	50	30	10	50	30	10	50	30	10	0
RCR	Coefficient of Utilization(%)																	
0	119	119	119	119	116	116	116	116	111	111	111	106	106	106	101	101	101	99
1	114	112	109	107	112	109	107	106	105	104	102	101	100	99	98	97	96	94
2	109	105	102	99	107	103	100	98	100	98	95	97	95	93	94	93	91	90
3	105	99	95	92	103	98	94	91	95	92	89	93	90	88	91	89	87	85
4	101	94	90	86	99	93	89	86	91	87	85	89	86	84	87	85	83	81
5	97	90	85	81	95	89	84	81	87	83	80	86	82	79	84	81	79	77
6	93	86	81	77	92	85	80	77	84	79	76	82	79	76	81	78	75	74
7	90	82	77	74	89	81	77	73	80	76	73	79	75	73	78	75	72	71
8	87	79	74	70	86	78	73	70	77	73	70	76	72	70	75	72	69	68
9	84	76	71	67	83	75	71	67	74	70	67	73	70	67	73	69	67	66
10	81	73	68	65	80	72	68	65	72	67	65	71	67	64	70	67	64	63

Unified Glare Rating Table

Lum. Name: WL02-09-XX-04 4000K RA90 36D	Lum. Catalog:	Test ID: 01
Lamp Name:	Lamp Catalog: LED	Test Lab: Quality Department
Manufacture: Shenzhen Norming Lighting Co., Ltd	Test Machine:GON-2000	Test Date: 2021/11/17

Unified Glare Rating Table

Ceiling RCC	0.70	0.70	0.50	0.50	0.30	0.70	0.70	0.50	0.50	0.30
Wall RW	0.50	0.30	0.50	0.30	0.30	0.50	0.30	0.50	0.30	0.30
Floor RFC	0.20	0.20	0.20	0.20	0.20	0.20	0.20	0.20	0.20	0.20
Room Size	Vewed crosswise					Vewed endwise				
X=2H    Y=2H	18.5	19.5	18.9	19.8	20.1	17.6	18.6	18.0	18.9	19.2
	18.7	19.6	19.1	19.9	20.3	17.7	18.6	18.1	18.9	19.3
	18.7	19.5	19.1	19.9	20.3	17.7	18.5	18.1	18.9	19.3
	18.7	19.5	19.2	19.8	20.3	17.6	18.4	18.1	18.7	19.2
	18.7	19.4	19.2	19.8	20.2	17.6	18.3	18.0	18.7	19.1
	18.7	19.4	19.2	19.8	20.2	17.5	18.2	18.0	18.6	19.0
X=4H    Y=2H	18.4	19.2	18.9	19.6	20.0	17.5	18.3	18.0	18.7	19.1
	18.7	19.4	19.1	19.8	20.2	17.7	18.4	18.2	18.8	19.2
	18.8	19.4	19.2	19.8	20.3	17.7	18.3	18.2	18.8	19.2
	18.9	19.4	19.3	19.8	20.3	17.7	18.2	18.2	18.7	19.2
	18.9	19.3	19.4	19.8	20.3	17.7	18.1	18.1	18.6	19.1
	18.9	19.3	19.4	19.8	20.3	17.6	18.0	18.1	18.5	19.0
X=8H    Y=4H	18.7	19.2	19.2	19.6	20.1	17.6	18.1	18.1	18.6	19.1
	18.8	19.2	19.3	19.7	20.2	17.6	18.0	18.2	18.5	19.1
	18.9	19.2	19.4	19.7	20.3	17.6	17.9	18.2	18.5	19.0
	19.0	19.3	19.5	19.8	20.4	17.6	17.9	18.1	18.4	19.0
X=12H    Y=4H	18.7	19.1	19.2	19.6	20.1	17.6	18.0	18.1	18.5	19.0
	18.8	19.1	19.3	19.6	20.2	17.6	17.9	18.1	18.4	19.0
	18.9	19.2	19.4	19.7	20.3	17.6	17.9	18.1	18.4	19.0
Variations with the objerver position at spacings										
S=1.0H	0.4/-0.4					0.7/-0.7				
S=1.5H	0.9/-0.9					1.3/-1.4				
S=2.0H	1.6/-1.6					2.4/-2.7				
Reduced UGR Table:										
Nordic Standard Table:	BK0					BK0				
Correction Value	0.8					0.6				

o the CIE Pub.117, data has been corrected, refers to the lamp's lumens 8.2flm.

Candela Tabulation

V/H	C0.0	C90.0	C180.0	C270.0
γ 0.0	1816.27	1816.27	1816.27	1816.27
γ 1.0	1806.45	1821.43	1830.04	1806.39
γ 2.0	1819.49	1838.15	1849.50	1802.76
γ 3.0	1835.67	1859.37	1870.78	1806.57
γ 4.0	1850.49	1878.35	1895.10	1813.22
γ 5.0	1856.74	1881.55	1909.98	1833.75
γ 6.0	1850.28	1870.04	1920.01	1851.70
γ 7.0	1825.48	1839.01	1914.28	1866.23
γ 8.0	1790.38	1795.44	1891.18	1859.06
γ 9.0	1742.43	1736.81	1853.45	1833.87
γ 10.0	1684.01	1676.33	1802.85	1789.62
γ 11.0	1620.16	1600.90	1743.54	1742.67
γ 12.0	1546.19	1521.43	1672.82	1682.80
γ 13.0	1464.82	1427.15	1593.63	1613.98
γ 14.0	1369.60	1324.86	1506.54	1533.68
γ 15.0	1266.00	1210.64	1401.12	1443.89
γ 16.0	1154.47	1087.39	1281.43	1337.41
γ 17.0	1039.17	963.01	1154.03	1222.16
γ 18.0	920.59	839.11	1017.70	1101.54
γ 19.0	801.79	719.35	878.85	973.08
γ 20.0	687.67	606.78	743.27	842.29
γ 21.0	589.47	510.34	625.86	716.01
γ 22.0	504.21	432.81	530.43	606.52
γ 23.0	434.44	373.03	451.81	516.11
γ 24.0	379.35	326.65	388.90	442.13
γ 25.0	333.46	289.17	338.34	383.18
γ 26.0	295.88	256.49	297.69	336.58
γ 27.0	263.51	228.52	263.43	298.39
γ 28.0	235.01	203.74	233.52	266.42
γ 29.0	210.01	182.15	207.50	237.86
γ 30.0	187.72	162.48	185.21	213.23
γ 31.0	167.71	144.52	165.31	190.77
γ 32.0	149.11	127.89	147.15	170.56
γ 33.0	131.99	112.79	129.87	151.84
γ 34.0	117.01	99.70	113.95	133.79
γ 35.0	103.81	88.32	100.35	117.39
γ 36.0	92.26	78.52	88.48	103.57
γ 37.0	81.83	69.62	77.91	91.50
γ 38.0	72.81	61.97	68.47	81.06
γ 39.0	64.71	55.15	60.24	71.83
γ 40.0	57.67	49.21	53.06	63.47
γ 41.0	51.58	43.96	46.83	56.30
γ 42.0	45.85	38.40	41.63	50.08
γ 43.0	37.74	31.00	37.12	44.80
γ 44.0	30.75	26.04	31.12	38.63
γ 45.0	26.75	23.14	24.24	30.39
γ 46.0	24.18	21.05	20.60	24.79

Candela Tabulation - (Cont.)

V/H	C0.0	C90.0	C180.0	C270.0
γ 47.0	22.17	19.31	18.71	22.06
γ 48.0	20.51	17.80	17.36	20.19
γ 49.0	19.06	16.52	16.30	18.83
γ 50.0	17.75	15.41	15.42	17.61
γ 51.0	16.61	14.37	14.58	16.58
γ 52.0	15.52	13.37	13.81	15.68
γ 53.0	14.44	12.04	13.06	14.90
γ 54.0	13.00	10.88	12.15	14.07
γ 55.0	12.07	10.05	10.87	12.90
γ 56.0	11.29	9.40	10.07	11.79
γ 57.0	10.64	8.88	9.47	11.06
γ 58.0	10.09	8.34	8.97	10.50
γ 59.0	9.48	7.81	8.56	10.01
γ 60.0	8.84	7.29	8.07	9.54
γ 61.0	8.27	6.84	7.54	8.97
γ 62.0	7.83	6.45	7.09	8.39
γ 63.0	7.43	6.11	6.74	7.95
γ 64.0	7.06	5.77	6.41	7.58
γ 65.0	6.70	5.44	6.11	7.24
γ 66.0	6.34	5.07	5.81	6.93
γ 67.0	5.94	4.65	5.49	6.58
γ 68.0	5.44	4.11	5.13	6.26
γ 69.0	4.88	3.60	4.63	5.83
γ 70.0	4.38	3.15	4.12	5.32
γ 71.0	3.93	2.76	3.65	4.80
γ 72.0	3.53	2.40	3.24	4.36
γ 73.0	3.19	2.10	2.86	3.93
γ 74.0	2.87	1.84	2.52	3.57
γ 75.0	2.60	1.61	2.23	3.22
γ 76.0	2.37	1.41	1.98	2.94
γ 77.0	2.16	1.25	1.75	2.67
γ 78.0	1.97	1.09	1.54	2.43
γ 79.0	1.78	0.93	1.36	2.22
γ 80.0	1.63	0.81	1.19	2.02
γ 81.0	1.48	0.68	1.04	1.84
γ 82.0	1.34	0.56	0.89	1.66
γ 83.0	1.22	0.47	0.76	1.50
γ 84.0	1.10	0.38	0.63	1.35
γ 85.0	0.99	0.28	0.51	1.21
γ 86.0	0.90	0.21	0.40	1.08
γ 87.0	0.82	0.13	0.31	0.96
γ 88.0	0.73	0.07	0.21	0.85
γ 89.0	0.64	0.00	0.14	0.75
γ 90.0	0.56	0.00	0.06	0.64
γ 91.0	0.47	0.00	0.00	0.55
γ 92.0	0.39	0.00	0.00	0.46
γ 93.0	0.30	0.00	0.00	0.39



Candela Tabulation - (Cont.)

V/H	C0.0	C90.0	C180.0	C270.0
γ 94.0	0.26	0.00	0.00	0.31
γ 95.0	0.21	0.00	0.00	0.25
γ 96.0	0.16	0.00	0.00	0.18
γ 97.0	0.11	0.00	0.00	0.12
γ 98.0	0.07	0.00	0.00	0.06
γ 99.0	0.02	0.00	0.00	0.00
γ 100.0	0.00	0.00	0.00	0.00
γ 101.0	0.00	0.00	0.00	0.00
γ 102.0	0.00	0.00	0.00	0.00
γ 103.0	0.00	0.00	0.00	0.00
γ 104.0	0.00	0.00	0.00	0.00
γ 105.0	0.00	0.00	0.00	0.00
γ 106.0	0.00	0.00	0.00	0.00
γ 107.0	0.00	0.00	0.00	0.00
γ 108.0	0.00	0.00	0.00	0.00
γ 109.0	0.00	0.00	0.00	0.00
γ 110.0	0.00	0.00	0.00	0.00
γ 111.0	0.00	0.00	0.00	0.00
γ 112.0	0.00	0.00	0.00	0.00
γ 113.0	0.00	0.00	0.00	0.00
γ 114.0	0.00	0.00	0.00	0.00
γ 115.0	0.00	0.00	0.00	0.00
γ 116.0	0.00	0.00	0.00	0.00
γ 117.0	0.00	0.00	0.00	0.00
γ 118.0	0.00	0.00	0.00	0.00
γ 119.0	0.00	0.00	0.00	0.00
γ 120.0	0.00	0.00	0.00	0.00
γ 121.0	0.00	0.00	0.00	0.00
γ 122.0	0.00	0.00	0.00	0.00
γ 123.0	0.00	0.00	0.00	0.00
γ 124.0	0.00	0.00	0.00	0.00
γ 125.0	0.00	0.00	0.00	0.00
γ 126.0	0.00	0.00	0.00	0.00
γ 127.0	0.00	0.00	0.00	0.00
γ 128.0	0.00	0.00	0.00	0.00
γ 129.0	0.00	0.00	0.00	0.00
γ 130.0	0.00	0.00	0.06	0.08
γ 131.0	0.02	0.00	0.18	0.18
γ 132.0	0.12	0.04	0.29	0.28
γ 133.0	0.26	0.19	0.42	0.41
γ 134.0	0.36	0.31	0.56	0.52
γ 135.0	0.51	0.46	0.69	0.65
γ 136.0	0.65	0.60	0.83	0.79
γ 137.0	0.80	0.76	0.97	0.92
γ 138.0	0.96	0.91	1.13	1.06
γ 139.0	1.12	1.08	1.28	1.20
γ 140.0	1.27	1.23	1.42	1.36

---

Candela Tabulation - (Cont.)

V/H	C0.0	C90.0	C180.0	C270.0
γ 141.0	1.42	1.38	1.59	1.50
γ 142.0	1.59	1.54	1.75	1.66
γ 143.0	1.74	1.70	1.90	1.81
γ 144.0	1.90	1.86	2.07	1.96
γ 145.0	2.06	2.01	2.22	2.12
γ 146.0	2.21	2.15	2.38	2.27
γ 147.0	2.36	2.31	2.54	2.41
γ 148.0	2.50	2.44	2.70	2.56
γ 149.0	2.65	2.58	2.85	2.70
γ 150.0	2.80	2.72	2.98	2.84
γ 151.0	2.93	2.85	3.13	2.97
γ 152.0	3.06	2.98	3.27	3.10
γ 153.0	3.18	3.09	3.39	3.23
γ 154.0	3.30	3.20	3.51	3.35
γ 155.0	3.40	3.31	3.62	3.45
γ 156.0	3.50	3.41	3.71	3.56
γ 157.0	3.59	3.48	3.81	3.66
γ 158.0	3.69	3.56	3.89	3.74
γ 159.0	3.76	3.62	3.96	3.83
γ 160.0	3.82	3.68	4.02	3.88
γ 161.0	3.87	3.73	4.06	3.94
γ 162.0	3.91	3.75	4.09	3.98
γ 163.0	3.94	3.79	4.12	4.01
γ 164.0	3.96	3.78	4.12	4.02
γ 165.0	3.97	3.79	4.14	4.04
γ 166.0	3.96	3.79	4.13	4.04
γ 167.0	3.97	3.80	4.12	4.05
γ 168.0	3.96	3.80	4.11	4.03
γ 169.0	3.96	3.82	4.11	4.03
γ 170.0	3.96	3.84	4.10	4.03
γ 171.0	3.97	3.85	4.09	4.03
γ 172.0	3.99	3.87	4.09	4.03
γ 173.0	4.01	3.91	4.09	4.05
γ 174.0	4.02	3.95	4.09	4.07
γ 175.0	4.04	3.98	4.11	4.08
γ 176.0	4.08	4.03	4.12	4.12
γ 177.0	4.09	4.07	4.13	4.14
γ 178.0	4.12	4.10	4.14	4.16
γ 179.0	4.14	4.12	4.15	4.18
γ 180.0	4.16	4.16	4.16	4.16